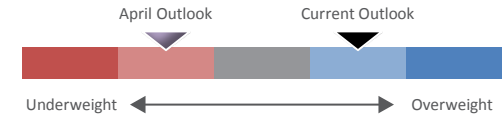







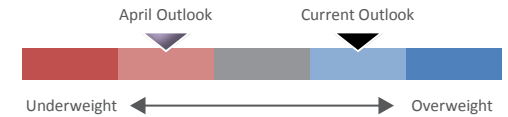







Each quarter PMC's Global Macro Committee evaluates market trends and considers where to best position client's portfolios relative to baseline asset allocation weights. The team considers a variety of economic, valuation, and market signposts and bases their views on a six month time horizon.



Asset Class	Outlook	Overview
<b>U.S. EQUITY</b>		
U.S. Equity – Large Cap		<ul style="list-style-type: none"> <li>– Significant overweight given June pullback, accelerating earnings relative to expectations, and relative attractiveness of US equities and markets for global investors</li> <li>– Global QE likely to continue to act as a ballast</li> </ul>
U.S. Equity – Small Cap		<ul style="list-style-type: none"> <li>– Overweight both small and midcap based on improving economic fundamentals and acceptable, albeit high, valuations relative to growth potential</li> </ul>
<b>INTERNATIONAL EQUITY</b>		
Developed		<ul style="list-style-type: none"> <li>– Very strong start to the year offset somewhat by significant declines and volatility in June; dual concerns of China and Greece not likely to impact fundamentals barring major contagion</li> <li>– Continued easing by central banks ranging from ECB, to China, to Bank of Japan suggest further gains</li> </ul>
Emerging Markets		<ul style="list-style-type: none"> <li>– Neutral weight overall given continued commodity weakness, uneven global growth, and stalled reforms in many countries</li> <li>– Good opportunities for active managers who position themselves selectively in more attractive markets</li> </ul>
<b>U.S. FIXED INCOME</b>		
Corporate		<ul style="list-style-type: none"> <li>– Rates remain either in flux or low and hence not as relatively attractive as other potential investments</li> <li>– Modest rate increases on tap from the Federal Reserve may create price volatility, especially for longer-dated corporate bonds</li> </ul>
Treasuries / Government		<ul style="list-style-type: none"> <li>– Underweight as rates would appear to remain low even with a modest rate increase from the Federal Reserve</li> <li>– Tendency of global investors to rush into U.S. Treasuries as a safety trade also pushes rates lower</li> </ul>
Municipals		<ul style="list-style-type: none"> <li>– Overhang of more than \$80 billion of outstanding Puerto Rican debt likely to weigh on many municipal portfolios</li> <li>– Overall credit of most issues appears stable</li> </ul>



Asset Class	Outlook	Overview
High Yield		<ul style="list-style-type: none"> <li>- Overweight as recent global volatility has only minimally impacted the space</li> <li>- Risks in the space are relatively high, as are rewards in terms of yield. Investors should be cautious about liquidity</li> </ul>
<b>GLOBAL FIXED INCOME</b>		
Global Developed		<ul style="list-style-type: none"> <li>- Situation has stabilized even with recent challenges of Greece</li> <li>- ECB committed to supporting Eurozone bonds, but yields remain very low</li> </ul>
Global Emerging Markets		<ul style="list-style-type: none"> <li>- While commodities are in a deep trough, prices have adjusted and yields remain quite decent relatively</li> <li>- Liquidity is a risk especially in times of volatility but the space appears more stable than at times in the recent past</li> </ul>
<b>OTHER</b>		
Commodities		<ul style="list-style-type: none"> <li>- No sign of a rebound of demand globally for any major commodity, ranging from base metals to oil</li> <li>- Prices may have bottomed, but little indication that they will go sustainably higher</li> </ul>
Alternatives		<ul style="list-style-type: none"> <li>- Certain funds can provide some offset to market volatility</li> <li>- However, many are likely to lag a market rebound</li> </ul>

**Global Macro Team**

Brandon Thomas, Chief Investment Officer  
 Zachary Karabell, Global Head of Strategy  
 Tim Clift, Chief Investment Strategist

Frank Wei, CFA, CAIA, VP, Senior Investment Analyst  
 Ken Shaw, CFA, SVP, Senior Investment Analyst  
 Don Frerichs, CFA, SVP, Director Portfolio Management

Janis Zvingelis, PhD, CFA, SVP, Director of Quantitative Research










Despite the slight contraction in U.S. economic growth, economists generally are upbeat about the economy's prospects heading into the second half of this year and into 2016. The lackluster economic data may have been a result of various temporary effects, and recent reports suggest more robust growth lies ahead, with some economists estimating underlying real GDP growth closer to 3%. Continued improvement in employment will help, and employers are on pace to add approximately 2.5 million jobs to their payrolls this year, putting the economy on track to reach full employment sometime in 2016.




Although inflation will become more of a concern going forward as the tightening labor market results in wage gains, it should not be an issue for several quarters. Consumers have been a key growth driver in the past, and although they have contributed to recent gains, future growth depends on their accelerated spending. Lower oil prices have not yet translated to increased consumer spending, but economists are looking for it in the second half of the year.

Global economies are beginning to firm and produce meaningful recoveries, and Europe appears to lead the way. Weaker currencies and lower energy prices are important potential catalysts for further gains.

From a market perspective, fixed-income securities now may be encountering the long-awaited end of the secular bull market, but only time will tell. Even though equities are in the midst of a seventh consecutive year of gains, valuations do not appear excessive, and could potentially benefit from any asset allocation rebalancing that occurs.

## Indicator Trend Line

<b>U.S. GDP</b>		After a weak first quarter, second quarter activity looks to have accelerated modestly. Growth is stable, but not much more than that.
<b>China GDP</b>		The headline number continues to decline, and China stock market volatility is a concern. But the mix of activity away from infrastructure, exports and state spending and towards domestic consumption is promising.
<b>E.U. GDP</b>		While European GDP has shown steady improvement, continued challenges such as Greece and the ambivalence of the UK act as headwinds, and the lack of significant structural reforms in Italy, Spain and elsewhere remain problems.
<b>U.S. Interest Rates</b>		The Fed has signaled a likely slight increase at some point in the fall. Longer term rates have increased in anticipation but barring inflation or labor market and wage pressures, it is difficult to see much further increase for now
<b>Global Interest Rates</b>		With US interest rates leveling and German rates above their near zero levels, global rates remain low. Central bank easy money throughout the world and only modest economic expansion look to keep rates from rising substantially.
<b>U.S. Employment</b>		The headline unemployment rate is declining to nearly 5%, but labor force participation has barely risen.
<b>U.S. Inflation</b>		Inflation remains the dog that hasn't barked. If anything, the trend is biased lower, with the only possible upward pressure related to possible Federal Reserve tightening and some wage increases.
<b>Housing</b>		After a strong rebound in 2014 and into early 2015, housing prices and housing construction and sales have cooled. That may be challenging for many home markets, but it should also allay concerns of any nascent national bubble.
<b>Wages and Income</b>		While there may be a slight trend upward in wages, the overall wage and income picture remains flat. Health care costs have for the most part declined, though for how long is unclear. Some large companies have raised the minimum wage, but for the economy as a whole, wage pressures are muted at best.

 = Improving       = Unchanged       = Degrading

## Disclosures

The information, analysis, and opinions expressed herein are for general and educational purposes only. Nothing contained in this weekly review is intended to constitute legal, tax, accounting, securities, or investment advice, nor an opinion regarding the appropriateness of any investment, nor a solicitation of any type. All investments carry a certain risk, and there is no assurance that an investment will provide positive performance over any period of time. An investor may experience loss of principal. Investment decisions should always be made based on the investor's specific financial needs and objectives, goals, time horizon, and risk tolerance. The asset classes and/or investment strategies described may not be suitable for all investors and investors should consult with an investment advisor to determine the appropriate investment strategy. Past performance is not indicative of future results.

Information obtained from third party sources are believed to be reliable but not guaranteed. Envestnet | PMC makes no representation regarding the accuracy or completeness of information provided herein. All opinions and views constitute our judgments as of the date of writing and are subject to change at any time without notice.

Investments in smaller companies carry greater risk than is customarily associated with larger companies for various reasons such as volatility of earnings and prospects, higher failure rates, and limited markets, product lines or financial resources. Investing overseas involves special risks, including the volatility of currency exchange rates and, in some cases, limited geographic focus, political and economic instability, and relatively illiquid markets. Income (bond) securities are subject to interest rate risk, which is the risk that debt securities in a portfolio will decline in value because of increases in market interest rates.

Exchange Traded Funds (ETFs) are subject to risks similar to those of stocks, such as market risk. Investing in ETFs may bear indirect fees and expenses charged by ETFs in addition to its direct fees and expenses, as well as indirectly bearing the principal risks of those ETFs. ETFs may trade at a discount to their net asset value and are subject to the market fluctuations of their underlying investments. Investing in commodities can be volatile and can suffer from periods of prolonged decline in value and may not be suitable for all investors.

Alternative Investments may have complex terms and features that are not easily understood and are not suitable for all investors. You should conduct your own due diligence to ensure you understand the features of the product before investing. Alternative investment strategies may employ a variety of hedging techniques and non-traditional instruments such as inverse and leveraged products. Certain hedging techniques include matched combinations that neutralize or offset individual risks such as merger arbitrage, long/short equity, convertible bond arbitrage and fixed-income arbitrage. Leveraged products are those that employ financial derivatives and debt to try to achieve a multiple (for example two or three times) of the return or inverse return of a stated index or benchmark over the course of a single day. Inverse products utilize short selling, derivatives trading, and other leveraged investment techniques, such as futures trading to achieve their objectives, mainly to track the inverse of their benchmarks. As with all investments, there is no assurance that any investment strategies will achieve their objectives or protect against losses.

Neither Envestnet, Envestnet | PMC nor its representatives render tax, accounting or legal advice. Any tax statements contained herein are not intended or written to be used, and cannot be used, for the purpose of avoiding U.S. federal, state, or local tax penalties. Taxpayers should always seek advice based on their own particular circumstances from an independent tax advisor.

## Index Disclosures

Index Performance, if any, is presented for illustrative purposes only and does not represent the performance of any specific investment product or portfolio. An investment cannot be made directly into an index.